

---

doi: 10.15407/ujpe62.07.0583

H.J. ABD,<sup>1</sup> M.S. ALMAHANNA <sup>2</sup>

<sup>1</sup> University of Babylon, College of Engineering, Department of Electrical Engineering  
(Babylon, Iraq; e-mail: haiderlaser@yahoo.com, Eng.haider.jabber@uobabylon.edu.iq)

<sup>2</sup> University of Information Technology and Communication  
(Baghdad, Iraq; e-mail: mehdisaleh2004@yahoo.com)

## SUPPRESSION OF A NONLINEAR EFFECT FOR HIGH DATA TRANSMISSION RATE SYSTEMS WITH A WAVELENGTH DIVISION MULTIPLEXER USING THE OPTIMIZATION OF FIBER PROPERTIES

PACS 42.79.Sz

---

*The nonlinear crosstalk has a detrimental impact on the efficiency of optical communication systems. It becomes stronger with increasing the data transmission rate and transmission distances. We have investigated and estimated the behavior of a nonlinear effect such as the four wave mixing (FWM) under varying the fiber properties such as the frequency channel spacing, fiber cross-section area, and dispersion. In addition, the demeanour of FWM is observed with the use of two types of an advanced modulation format: Return-to-Zero-Frequency Shift Keying (RZ-FSK) and Non Return-to-Zero Frequency Shift Keying (NRZ-FSK). It is found that the FWM power obtained, when the frequency channel spacing is 80 GHz, is drastically reduced to -77dBm in the RZ-FSK scheme, i.e., a reduction ratio in FWM is more than 21%. The simulation also shows that the RZ-FSK modulation format under the channel spacing impact offers a better bit error rate (BER) than NRZ-FSK in modern optical communication systems.*

*Keywords:* nonlinear effect, four wave mixing, bit error rate, frequency modulation format.

### 1. Introduction

More recently, one of the most important obstacles that impede the process of communication through optical fibers is the nonlinear phenomena [1–2]. FWM is the strongest type of this phenomenon, which is considered to render the highest effect on optical signals. It appears, when several optical channels propagate together at the same polarization via the optical fiber [3–5]. To overcome the FWM defect, different approaches and solutions have been investigated [6–12]. The modulation techniques have been reviewed to enhance the robustness of the optical signal to nonlinear effects, which occur inside the fiber [6–9]. The modulation format is suggested for high-speed transmission systems. Nevertheless,

the most advanced modulation format systems are costly.

Kaler *et al.* [10] made a numerical simulation to calculate the effect of FWM. It was suggested that the FWM could be reduced by managing the dispersion of a fiber. It was proved that the FWM power was reduced, when the dispersion is increased. However, the main drawback of this approach is that no quantitative calculation was obtained for the dispersion map that can suppress the effect of chromatic dispersion. Bassem *et al.* [11] studied the combined effect of the unequal channel spacing and the duo binary modulation format on the FWM power and compared it with the conventional NRZ modulation at the 10-Gbps data rate. The results show that the duo binary modulation format has a better performance for reducing the FWM effect than NRZ modulation

and that with the use of an unequal channel spacing with the duo binary format. The drawback of this approach is that no calculation of the FWM reduction effect on the system performance in terms of the bit error rate was made. Shao *et al.* [12] proposed a new optical modulation transmitter that can transmit an RZ-FSK signal with 40 Gbps. By setting the frequency tone spacing (FTS) of two beams with two values of 100-GHz and 60-GHz, the receiver sensitivity is enhanced, where the power penalties after the transmission over (80) km is (0.58) and (0.46) dB, respectively. The weakness of this technique is in that the effect of the modulation format tolerance toward the nonlinear effect (FWM) was not studied.

However, only a few works, where the effect of the frequency modulation format on the FWM power under varying parameters and a high data transmission rate was studied, are available. This paper has modified and extended work [12]. The FWM power will be calculated under three-parameter variation tunings, by using Optisystem<sup>TM</sup> simulation.

## 2. System Simulation Design and Parameters

This section describes the design of a transmitter and a receiver of NRZ-FSK and RZ-FSK as, respectively, shown in Figs. 1 and 2 [12]. The transmitter consists of two external CW laser sources with optical power that is around (5 dBm). The optical line width of laser sources is 10 MHz. The two wavelengths are multiplexed into a wavelength division multiplexer (WDM). The external modulator involves of a pseudorandom bit sequence (PRBS), which is connected to a pulse generator named NRZ and then to a Mach-Zehnder modulator (MZM1), which acts as an intensity modulator, and a Mach-Zehnder delay interferometer (MZDI), which is imbalanced by introducing a one-bit time delay line. The second (MZM) is conducted to a sinusoidal signal source with a frequency of 40 GHz. The communication link uses the hybrid dispersion map to compensate the dispersion effect in the link, which includes two optical fibers with three optical amplifiers (EDFAs) between them. An EDFA amplifier with a gain of 12 dB and a noise figure of 4 dB are used in the transmitter to amplify the optical signal. Two types of nonlinear optical fibers are used, namely, a single-mode fiber (SMF) and a dispersion compensation fiber (DCF). The proposed optical system parameters are listed in Table. At the receiver, an optical band pass filter (OBPF) is used

to demultiplex the received FSK signal. It is amplified and detected by a PIN photodiode for the direct detection of signals. PIN has a responsive of 0.8 A/W and a dark current of 10 nA. The electrical subtractor is used to subtract the electrical signal. It is then passed through a low-pass Bessel filter with a 3-dB cut-off frequency of  $0.75 \times$  bit rate, with a filter order of 4. Regenerators are then used to reconstruct the signal that can be conducted directly to the BER analyzer, which is used to generate the graph. The wavelengths of two laser beams are adjusted so that one beam is at the maximum transmission of the MZD1 (changing the azimuth of a polarization controller (PC) of the first input signal to  $0^\circ$ ), while the other at the minimum (changing the azimuth of the second signal to  $90^\circ$ ), the center frequencies of the two beams being  $f_1$  and  $f_2$ , respectively. The optical field exiting a phase modulator is given by [12]:

$$E_1(t) = E_0 e^{(j \frac{2\pi f_1 T_b + \Phi_1 + \Phi_2}{2})} \cos\left(\frac{2\pi f_1 T_b + \phi}{2}\right), \quad (1)$$

$$E_2(t) = E_0 e^{(j \frac{2\pi f_2 T_b + \Phi_1 + \Phi_2}{2})} \cos\left(\frac{2\pi f_2 T_b + \phi}{2}\right), \quad (2)$$

where  $\Phi_1$  and  $\Phi_2$  are the phases of the neighboring bits, and the data information is reflected in the phase difference  $\varphi$ , by using the fact that

$$f_1 = \frac{m}{T_b}, \quad m = 0, 1, 2, 3, \dots, M, \quad (3)$$

$$f_2 = f_1 + \frac{2n + 1}{2T_b}, \quad n = 0, 1, 2, 3, \dots, N. \quad (4)$$

The frequency tone spacing (FTS) of the generated FSK signal should be expressed as

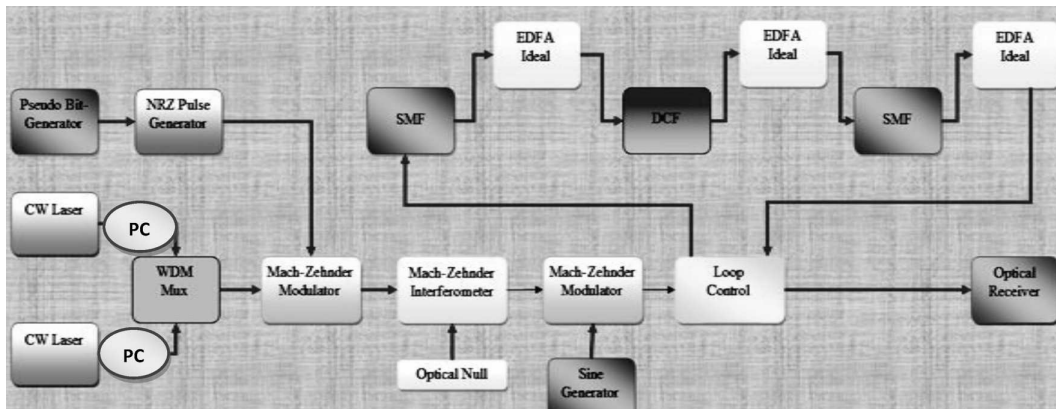
$$\text{FTS} = \frac{2n + 1}{2T_b}. \quad (5)$$

## 3. Simulation Results and Discussions

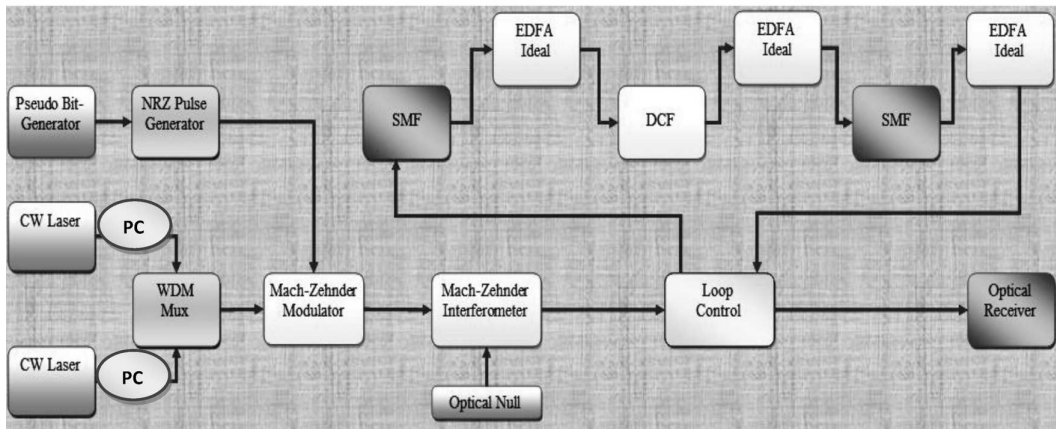
### 3.1. FWM behavior analysis

#### A. Effect of frequency channel spacing

As is known, the different spacings of channels reduces the interference among channels; therefore, the FWM effect is reduced as well. A simulation was carried out to compare the effect of varying the channel spacing for RZ-FSK and NRZ-FSK on the FWM power level. It is clear from Fig. 3 that the technique of frequency channel spacing has a significant effect on reducing the FWM in both modulation formats,



a



b

Fig. 1. System design parameter of a transmitter, RZ-FSK (a); NRZ-FSK (b)

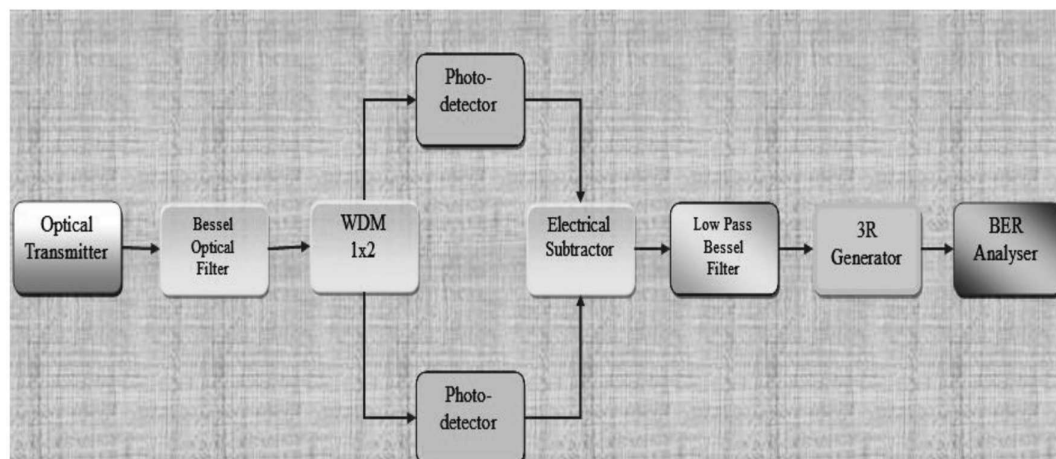


Fig. 2. System design parameter of a receiver of RZ-FSK and NRZ-FSK

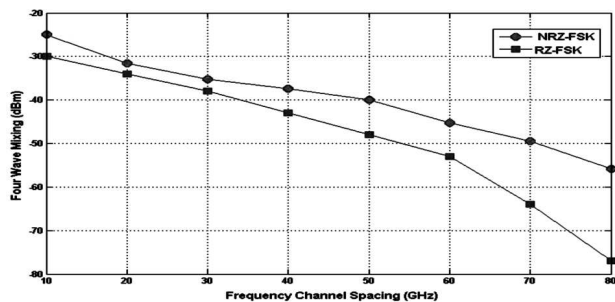


Fig. 3. FWM versus the frequency channel spacing at different modulation formats

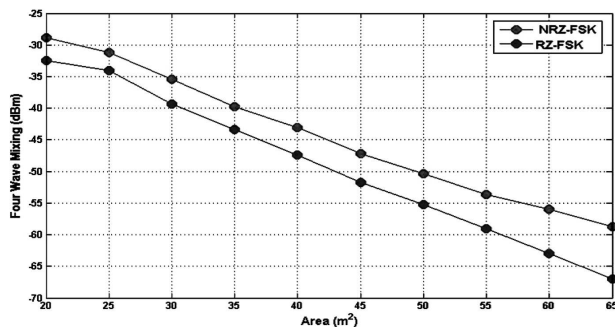


Fig. 4. FWM versus the effective area at different modulation formats

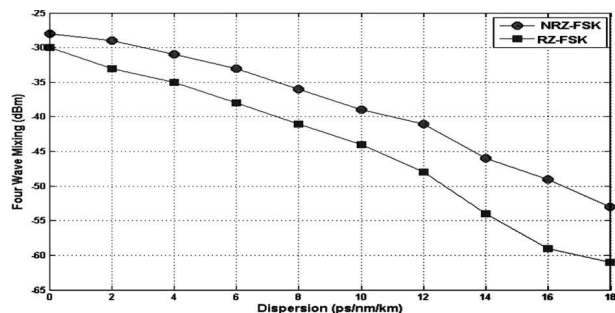


Fig. 5. FWM versus the dispersion at different modulation formats

because an increment in the spacing reduces the probability of the inference between the FWM frequencies. It is observed that the RZ-FSK modulation format is more responsive than NRZ-FSK in terms of the FWM reduction. As can be seen, at the 80-GHz channel spacing, the FWM power is higher in NRZ-FSK (-55.78 dBm) as compared to RZ-FSK (-77 dBm).

### B. Effect of cross-sectional area $A$ ( $\mu\text{m}^2$ )

The cross-sectional area of an optical fiber is an important factor that can be used to increase or decrease

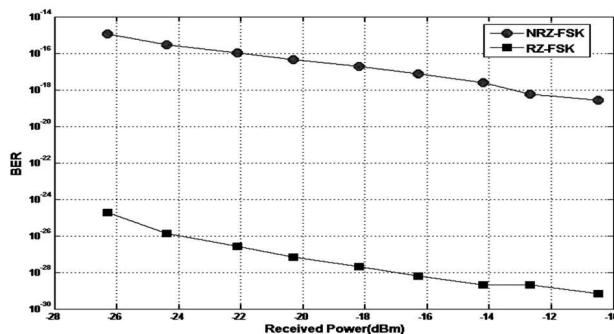


Fig. 6. BER versus the received power for different modulation types

the FWM effect. The FWM power increases with the pump power in the fiber, and the power is inversely proportional to the effective area of the fiber.

Furthermore, when the effective area of the fiber increases, there will be no uniform distribution within the cross-section of the fiber. As shown in Fig. 4, by increasing the effective area of the fiber, the FWM effects will be decreased. The behavior of FWM follows the same trend for RZ-FSK as NRZ-FSK. However, RZ-FSK performs 5–15% better, than NRZ-FSK. The FWM has a lower value in RZ-FSK, -67 dBm at the 65- $\mu\text{m}^2$  effective area, while NRZ-FSK achieves -58.7 dBm for the same effective area. This finding shows that the RZ-FSK system gave a better performance in reducing the FWM effect as compared to NRZ-FSK.

### C. Effect of dispersion ( $\text{ps/nm/km}$ )

The four wave mixing effect is suspected to be strongly influenced by the chromatic dispersion. The pres-

### System design parameter [12–15]

Parameter	Unit	Values
Fiber length, $L$	km	60
Input power, $P_i$	dBm	5
Channel spacing, $\Delta f$	GHz	10 to 80
Dispersion	ps/nm · km	0 to 18
Cross effective area, $A_{\text{eff}}$	$\mu\text{m}^2$	20–65
Amplifier gain, $G$	dB	12
Noise figure	dB	4
Factor of attenuation, $\alpha$	dB/km	0.2
User number		2
Data rate	Gbps	100

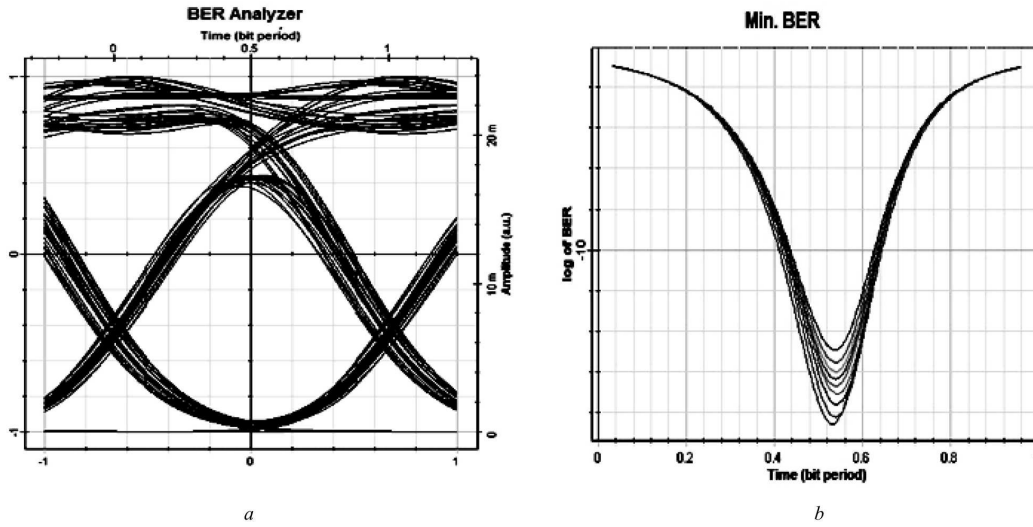


Fig. 7. System performance plotting for NRZ-FSK: Eye diagram (a), BER pattern (b)

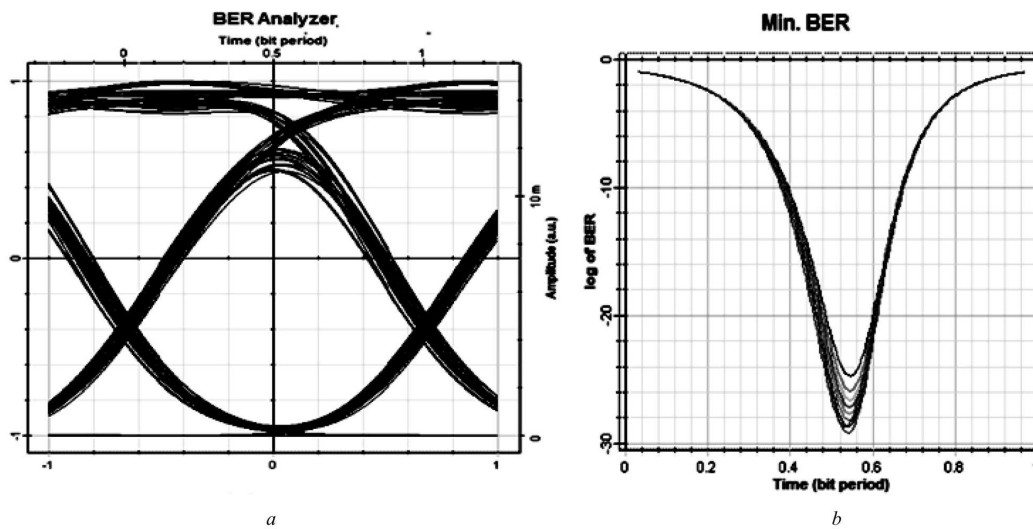


Fig. 8. System performance plotting for RZ-FSK: Eye diagram (a), BER pattern (b)

ence of the chromatic dispersion allows the different signals to travel with different group velocities. Therefore, the different waves will overlap alternately inside, as well as outside, the phase, and the total net effect will decrease the efficiency of mixing. Figure 5 depicts that increasing the dispersion can decrease the FWM for approximately both of modulation formats, NRZ-FSK and RZ-FSK. At the 18-ps/nm/km dispersion, the FWM has a higher value of -53 dBm in the NRZ-FSK modulation format as compared to -61 dBm for RZ-FSK.

### 3.2. System performance analysis

In this case, the effect of the channel spacing tuning on the system performance in terms of the bit-error rate was performed with a given modulation. In the case of NRZ-FSK, as is observed in Fig. 6, the increased received power will reduce the BER for all types of modulation implemented. The behavior of BER differed from one modulation to another one, by depending on the property of each type. In the case of RZ-FSK, the system performance gives the minimum value for BER, and it is  $6.7 \times 10^{-30}$  at a re-

ceived power of  $-10.5$  dBm. Conversely, in NRZ-FSK, it gives the value of BER in the range of  $(6.7 \times 10^{-19})$  at the same received power. In Figs. 7 and 8, the Eye diagram and BER pattern are given. As can be seen, RZ-FSK has a higher Eye diagram than NRZ-FSK and also in BER pattern. The enhance in the system quality in the case of RZ-FSK reflects the robustness of this modulation to the nonlinear effect as compared to NRZ-FSK.

#### 4. Conclusion

In this paper, a simulation is proposed to compare the robustness of the two types of modulation formats, RZ-FSK and NRZ-FSK, against the FWM effect. The current simulation is carried out to show the performance of FWM under the variations of different properties, namely, the frequency channel spacing, fiber cross-section area, and dispersion. The findings show that the FWM power level is lowered in RZ-FSK for all simulated properties. Moreover, RZ-FSK introduces a lowered BER via the optical system simulation. Over all, the channel spacing technique with the 80-GHz spacing with the use of RZ-FSK has reduced the FWM power level to  $-77$  dBm, i.e., has brought a reduction ratio for more than 21%.

1. F. Washman, *et. al.* Analysis of the four wave mixing effect (FWM) in a dispersion decreasing fiber (DDF) for a WDM system. *Optic Fiber Technology* **11**, 306 (2005).
2. H.J. Abd, M.H. Al-Mansoori, N.M. Din, F. Abdullah, H.A. Fadhil. Priority-based parameter optimization strategy for reducing the effects of four-wave mixing on WDM system. *Optik* **125**, 25 (2014).
3. H.J. Abed, N.M. Din, M.H. AL-Mansoori, H.A Fadhil, F. Abdullah. Recent four-wave mixing suppression methods. *Optik* **124**, 2214 (2013).
4. H.J. Abed, N.M. Din, M.H. Al-Mansoori, F. Abdullah, H.A. Fadhil. A new FWM reduction technique based on damping selective wavelengths. *Ukr. J. Phys.* **58**(10), 956 (2013).
5. H. Abd, N.M. Din, M.H. Al-Mansoori, F. Abdullah, H.A. Fadhil. Four-wave mixing crosstalk suppression based on the pairing combinations of differently linear-polarized optical signals. *Sci. World J.* **2014**, Article ID 243795, 1 (2014).
6. N. Chi, J. Zhang, P.V. Holm-Nielsen, L. Xu, I.T. Monroy, C. Peucheret, K. Yvind, L.J. Christiansen, P. Jeppesen. Experimental demonstration of cascaded transmission and all-optical label swapping of orthogonal IM/FSK labelled signal. *Electron. Lett.* **39**, 676 (2003).
7. Chris u, X. Liu, L.F. Mollenauer, X. Wei. Comparison of return-to-zero differential phase-shift keying and on-off keying in long-haul dispersion managed transmission. *IEEE Photon. Techn. Lett.* **15**, 617 (2003).
8. Y. Han, G.F. Li. Theoretical sensitivity of direct-detection multilevel modulation formats for high spectral efficiency optical communications. *IEEE J. Sel. Topics Quantum Electron.* **12**, 115 (2006).
9. Y. Shao, *et. al.* A staggered differential phase-shift keying modulation format for 100 Gbit/s applications. *Opt. Exp.* **16**, 12937 (2008).
10. R.S. Kaler, A.K. Sharma, T.S. Kamal. Simulation results for four wave mixing in an optical fiber near zero dispersion wavelength. *J. Electron. Technol.* **85**, 31 (2004).
11. Bassem. ElRazak, M. Saleh, M. Aly. Duo binary modulation format and unequal channel spacing integration to suppress four-wave mixing crosstalk in WDM systems. in *Electronics, Communications and Photonics Conference (SIEPC) 2011 Saudi International*, pp. 1–5, IEEE, 2011.
12. Y. Shao, N. Chi, C. Hou, W. Fang, J. Zhang, Bo. Huang, X. Li, S. Zou, X. Liu, X. Zheng, N. Zhang, Y. Fang, J. Zhu, L.Tao, D. Huang. A Novel Return-to-Zero FSK Format for 40-Gb/s Transmission System Applications. *J. Lightw. Technol.* **28**, 1770 (2010).
13. H.J. Abd, M.H. Al-Mansoori, N.M. Din, F. Abdullah, H.A. Fadhil, Four-wave mixing reduction technique based on smart filter approach. *Inter. J. Electronics* **102** (6), 1056 (2015).
14. H.J. Abd, N.M. Din, M.H. Al-Mansoori, F. Abdullah, H.A. Fadhil. Mitigation of FWM crosstalk in WDM system using polarization interleaving technique Photonics (ICP). *IEEE 4th International Conference*, 117 (2013).
15. H.J. Abed, N.M. Din, M.H. Al-Mansoori, F. Abdullah, H.A. Fadhil. Comparison among different types of advanced modulation formats under four wave mixing effects. *Ukr. J. Phys.* **58**, 326 (2013).

Received 14.02.16

Х.Дж. Абд, М.С. Алмаханна

ПРИДУШЕННЯ НЕЛІНІЙНОГО  
ЕФЕКТУ ОПТИМІЗАЦІЄЮ ВЛАСТИВОСТЕЙ  
ВОЛОКОН У СИСТЕМАХ З ВИСОКОЮ  
ШВИДКІСТЮ ПЕРЕДАЧІ ДАНИХ  
З МОДУЛЯТОРОМ-ДІЛЬНИКОМ ДОВЖИН ХВИЛЬ  
Резюме

Нелінійне перехресне накладення погано впливає на ефективність оптичних систем зв'язку. Ефект посилюється зі зростанням швидкості і відстані, на яке передаються дані. Ми досліджуємо такий нелінійний ефект, як чотирихвильове змішування (ЧХЗ) при зміні таких властивостей волокон: відстань між частотними каналами, площа перетину волокна і дисперсія. Крім того, поведінку ЧХЗ вивчено з використанням двох форматів випереджаючої модуляції: управління частотним зрушенням з (I) і без повернення (II) до нуля. Знайдено, що потужність ЧХЗ при відстані між частотними каналами 80 ГГц сильно зменшується на 77 дБм у схемі I, тобто, коефіцієнт зменшення ЧХЗ більший, ніж 21%. Моделювання показало, що формат модуляції I при впливі рознесення каналів дає меншу інтенсивність помилок, ніж формат II для сучасних оптичних систем зв'язку.