

Працюємо за автентичними підручниками

Методична розробка уроку англійської мови
із застосуванням відеоматеріалів і проектних робіт*

Тема "School" (5 клас)

Цілі уроку

Практичні:

- Розвивати навички і вміння аудіювання та говоріння.
- Формувати лексичні навички.
- Активізувати навички вживання граматичної структури "have got" в усному мовленні на рівні речень.

Освітні:

- Розширити знання учнів про шкільне життя у британській школі, поглибити знання учнів про школу, в якій вони навчаються.

Розвивальні:

- Розвивати слухову і зорову пам'ять учнів.
- Розвивати мовну здогадку і швидку мовленнєву реакцію.
- Розвивати вміння логічно й послідовно викладати свої думки; вести порівняльний аналіз споріднених явищ.

Виховні:

- Сприяти розвитку інтересу учнів до вивчення англійської мови.
- Формувати в учнів прагнення до поглибленого знайомства з культурою та повсякденним життям своїх однолітків у країні, мова якої вивчається.

Обладнання уроку:

- Навчально-методичний комплект "Hot line: starter".
- Уривок із відеофільму на тему "School" із відеозбірника "Window on Britain" Richard MacAndrew.
- Роздавальний друкований матеріал із завданнями до аудіофільму.
- Проектні роботи учнів "My school timetable".
- Проектна робота на тему "My school" (плакат).
- Порівняльна таблиця на тему "A School day".
- Фотографії шкільної форми британських учнів.

Хід уроку

I. Організація класу:

- T: Good morning, pupils.
Cl: Good morning, teacher.
T: Sit down, please. Who is on duty today?
P₁: I am on duty today.
T: Is anybody absent today?
P₁:is (are) absent.

II. Мовленнєва зарядка.

Учні користуються своїми проектними роботами на тему "My school timetable".

Number	Monday	Tuesday	Wednesday	Thursday	Friday
1	Ukrainian	Technology	History	Ukrainian literature	Ukrainian
2	Ukrainian literature	Maths	Art	Ukrainian	Maths
3	Maths	French	English	French	Music
4	Ukrainian	French	French	French	Science
5	P.E.	Foreign literature	Maths	Foreign literature	English
6	Art	History	P.E.		

T: Open your projects on topic "My school timetable" and answer my questions:

How many subjects have you got in the fifth form?

P₁: We've got 12 subjects.

T: What are they?

P₂: They are French, English, Ukrainian language, Ukrainian literature.

P₃: Maths, Science, History.

P₄: Physical Education.

P₅: World literature.

P₆: Music, Art, Technology.

T: How many times a week have you got each subject?

P₇: We've got French 5 times a week: on Tuesday, Wednesday and Thursday.

P₈: We've got English twice a week: on Wednesday and Friday.

P₉: We've got the Ukrainian language four times a week: on Monday, Thursday and Friday.

P₁₀: We've got Ukrainian literature twice a week: on Monday and Thursday.

P₁₁: We've got Maths four times a week: on Monday, Tuesday, Wednesday and Friday.

P₁₂: We've got Physical Education twice a week: on Monday and Wednesday.

P₁₃: We've got Art twice a week: on Monday and Wednesday.

P₁₄: We've got Technology once a week: on Tuesday.

P₁₅: We've got World literature twice a week: on Tuesday and Wednesday.

P₁₆: We've got music once a week: on Friday.

P₁₇: We've got history twice a week: on Tuesday and Wednesday.

P₁₈: We've got Science once a week: on Friday.

T: How many lessons have you got a week?

* За навчальним комплектом "Hot line" 1, вид-во Oxford University Press.

- P₁₉: We've got 28 lessons a week.
 P₂₀: We've got 5 or 6 lessons a day.
 T: What are your favourite subjects?
 P₁: My favourite subjects are Maths and English.
 P₂: My favourite subjects are French and Music.
 P₃: My favourite subjects are Sport and Art.
 T: What subjects are you good at?
 P₁, P₂, P₃...: I am good at English (French, Maths...)
 T: What subjects are you bad at?
 P₄, P₅, P₆...: I am bad at English (French, Maths...)

III. Основна частина уроку.

1. Повідомлення теми і мети уроку.

- T: Today we shall continue discussing the school life in a British school and in our school.
 So the topic of our lesson is "School".
 Our aims are:
- to compare the school life in a British school and the life in our school;
 - to find out the differences and similarities in them;
 - to get more information about the school life in Britain.

2. Розвиток навичок і вмінь читання та говоріння.

- T: Your home work for today was to read the text "The school day" and to compare a usual school day in British school and in ours.
 Now open the text (Workbook, p.3)
 T: Pay attention to the table on the blackboard. It will help you to compare both schools. Copy the table in your exercise books.

The School day

	In Britain	In my school
Starts at		
Starts with		
Lunchtime		
Staying at school		
School days		

Instruction:

- T: Now read the text quickly and answer my questions to complete the table in your exercise books. (Pupils listen to the questions and find out the answers in the text).
 T: When does a usual day start in British schools?
 P₁: The usual school day in Britain starts at 9:00.
 T: How does it start?
 P₂: Before the lessons there is registration, then there is assembly and a religious service.
 T: How do pupils spend their lunch time?
 P₃: Some pupils go home for lunch, but most pupils have their lunch at school.
 T: When is a usual school day over?
 P₄: It is over at 3:30.
 T: Do pupils stay at school all the time?
 P₅: Yes, they do.
 T: Do pupils go to school on Saturday and Sunday?
 P₆: No, they don't.

Task 1.

T: Complete the first part of the table. Use your answers to my questions.

The School day

	In Britain	In my school
Starts at	9:00	
Starts with	Registration Assembly Religious service	
Lunchtime	At school Some pupils – at home	
Staying at school	3:30	
School days	Monday, Tuesday, Wednesday, Thursday, Friday	

Task 2.

T: Complete the second part of the table on your own. (Pupils write in their exercise books).

The School day

	In Britain	In my school
Starts at	9:00	8:30
Starts with	Registration Assembly Religious service	Registration
Lunchtime	At school Some pupils – at home	At school
Staying at school	3:30	2:10/3:00
School days	Monday, Tuesday, Wednesday, Thursday, Friday	Monday, Tuesday, Wednesday, Thursday, Friday

- T: Now let us compare your notes and find out similarities and differences.
 What is in common in both schools?
 P₁: Pupils stay at school all the time.
 P₂: The day starts with registration.
 P₃: Pupils have lunch at school.
 P₄: Pupils don't go to school on Saturday and Sunday.
 T: Name the differences.
 P₁: In Britain the school day starts at 9 a.m.; in our school – at 8:30
 P₂: In Britain the school day finishes at 3:30 p.m.; in our school at 2:10 or 3:00.
 P₃: In Britain the school day starts with assembly but in our school we haven't got assembly.
 P₄: In Britain the school day starts with a religious service, but in our school there is no religious service at all.

3.

3.1. Розвиток навичок і вмінь аудіювання.

T: Now let us watch a part of the videofilm about the school life in Britain to get more information on this topic.

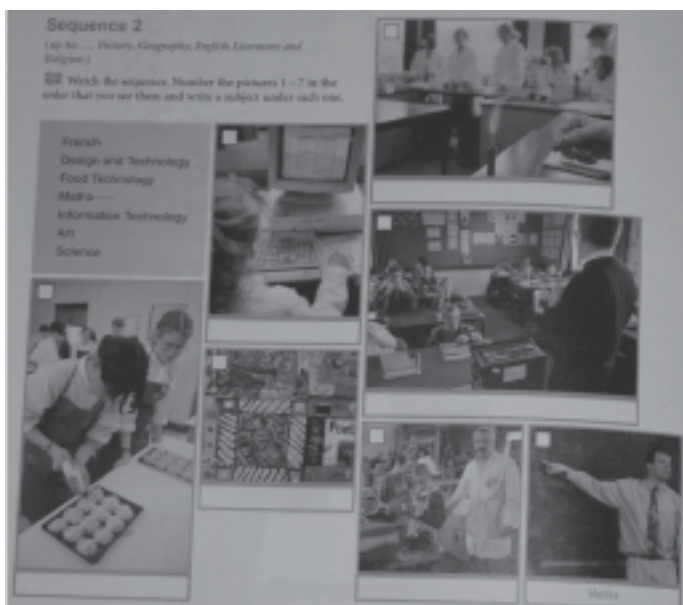
(Before watching TV the teacher gives the pupils instructions about their activities).

T: Take your photocopies from the desk and listen to the instructions.

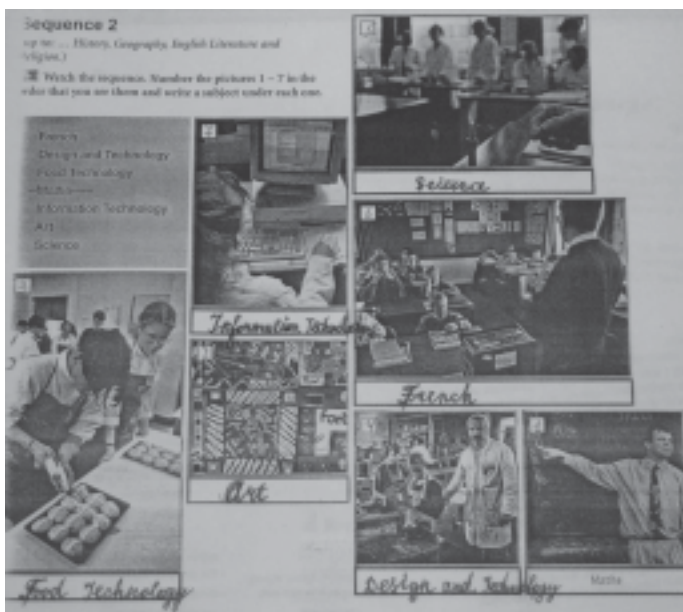
Instruction 1:

T: Watch the sequence.

Number pictures 1-7 in their order and write a subject under each one.



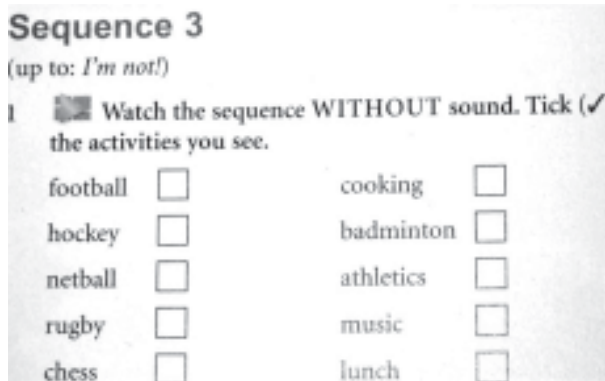
(Pupils watch the video. The teacher stops the film when the Sequence ends. Pupils do their task in the photocopies. After that they watch the part again and check their ideas.)



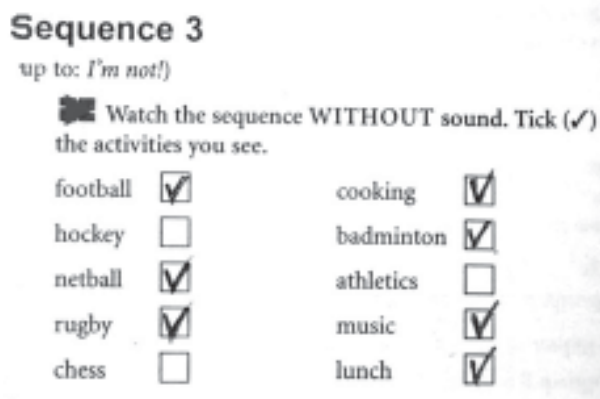
Instruction 2:

T: Watch the next sequence without sound.

Tick (✓) the activities you see.



(Pupils watch the next part and tick the activities that British pupils can do at school)



Keys: football, netball, badminton, music, lunch.

The teacher takes all the pupils' photocopies to check them for the next lesson.

3.2 Контроль розуміння прослуханого.

T: What school subjects have British pupils got in the video?

- P₁: Food Technology
- P₂: Information Technology
- P₃: Art
- P₄: Science
- P₅: French
- P₆: Design and Technology
- P₇: Maths

T: What activities can they do at school?

- P₁: They play football, netball, badminton.
- P₂: They have lunch.
- P₃: They can do music.

T: And what about you? What can you do after classes?

- P₁: We can play football.
- P₂: We can play basketball.
- P₃: We can play chess.
- P₄: We can do gymnastics.
- P₅: We can do music.
- P₆: We can do karate.

4. Розвиток навичок і вмінь монологічного мовлення з опорою на зразок проектної роботи учнів.

T: Some schools in Britain are very old and have a long history and their traditions. Our school is old too and it also has got its traditions. Zhenya Pysmenna wants to represent her project about the history and the present of our school.

Please, listen to her story.

Z h e n y a Pysmenna: Our school is a French specialized school №110 named after Kazymyr Haponenko. It is old and has got a long history. The school was built in 1936.

In 1966 it was named after Kazymyr Haponenko (The hero of the war. He was a pupil of our school).

In front of the school you can see a monument to Kazymyr Haponenko. 384 pupils go to our school. 40 teachers work in it. Our school has 29 studies and laboratories, an assembly hall, a library, a gym and a canteen.

There is a museum of Kazymyr Haponenko in our school. We have many concerts and sport competitions after classes. We love our school very much.

I want to recite a rhyme about school.

School

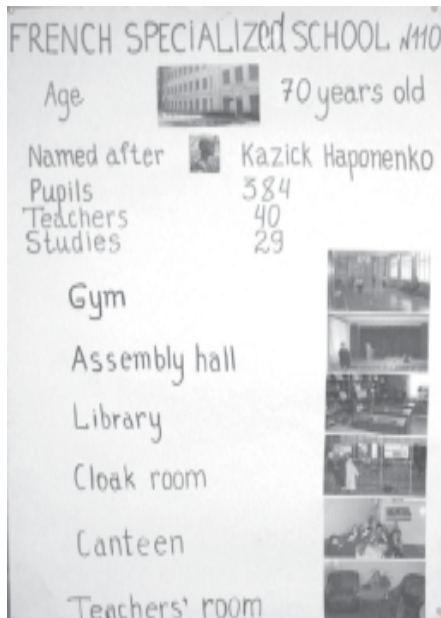
The school has doors that open wide,
And friendly teachers wait inside.
Hurry, hurry, let's go in
For soon the lessons will begin.

Books and pencils you will need,
When you start to write and read.
Lots to learn and lots to do.
You like to go to school, don't you?

The school bell rings, we run to class,
The teacher tells new things to us,
We get new knowledge every day.
"Oh, school, we thank you," pupils say.

T: Our school has its own traditions. School uniform is a part of them. Some pupils want to show you the traditional school uniform in our school.

(2 pupils: a schoolboy and a schoolgirl come up to the blackboard and stay in front of the class. Another pupil describes their outfit).



P: Every schoolboy in our school wears a white shirt and a tie; a dark red or black suit and black shoes or boots. Schoolgirls wear white blouses; dark red or black jackets and skirts. They wear black shoes or boots. All the pupils in our school wear school badges.

T: Thank you for your description. I'd like to add some words about pupils' outfit in Britain. Each school has the same uniform but in different colours. Schoolboys wear jackets in black, red, green... colours and ties. They wear blue or white shirts; black or dark trousers and black or dark shoes. In summer they wear shorts and caps (but only on the way to and from school, not at school). Schoolgirls wear jackets in blue, red, green and dark colours, blue or white blouses, skirts, dark tights and dark shoes.

IV. Завершення уроку.

Our lesson is going to the end. Sophia Kovalets wants to recite one more rhyme about school. Listen to her.

I Like School

I like school,
I like going every day to school,
I like school,
I like going every day to school.
Maths and English,
Crafts and Art –
All school subjects make you smart.
Growing up with every day –
Then your life will be OK.
I like school,
I like going every day to school,
I like school,
I like going every day to school.
Useful lessons, noisy breaks,
Happy faces, tasty cakes.
All school textbooks teach you new,
Teachers spend much time with you.
You learn something every day –
Oh, yes, life will be OK.

T: So we have discussed the school life in British schools and in our school and compared them. You have learnt some more facts about British school and ours. Have you got any questions to me?

You were active and worked hard.
Your marks are... (The teacher comments pupils' marks)

Повідомлення домашнього завдання.

T: Open your daybooks and put your homework down: to tell about your school timetable, your school day and your school life. (*The bell is ringing*).

T: Our time is up. The lesson is over. Stand up. Good bye, pupils.

Cl.: Good bye, teacher.

T: You are free.