

« »

« »

« », , .

73

(58%) –

[4, 8,

10] , (38

).

[2, 3, 6, 15, 16],

(),

(),

(),

[20].

[3]

«

»

(, ()

« Cardio Sens»

) [7, 15] « I- » () [1, 5, 11].

:

()

().

(26 22-25 ,

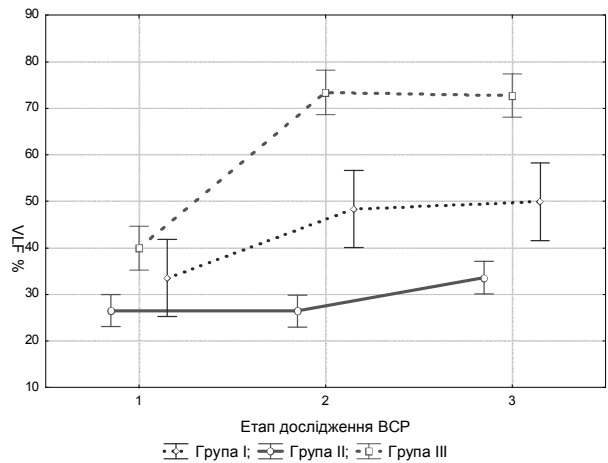
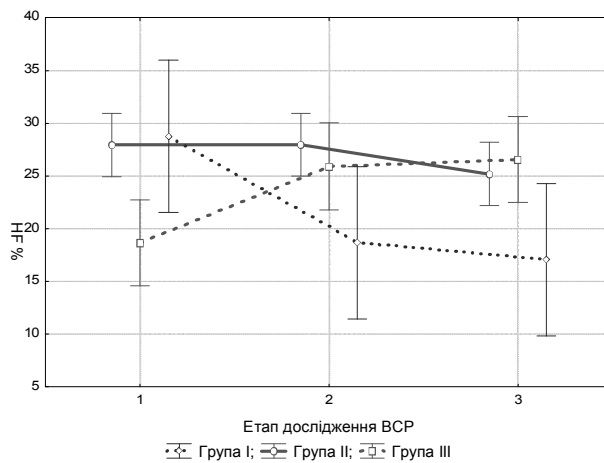
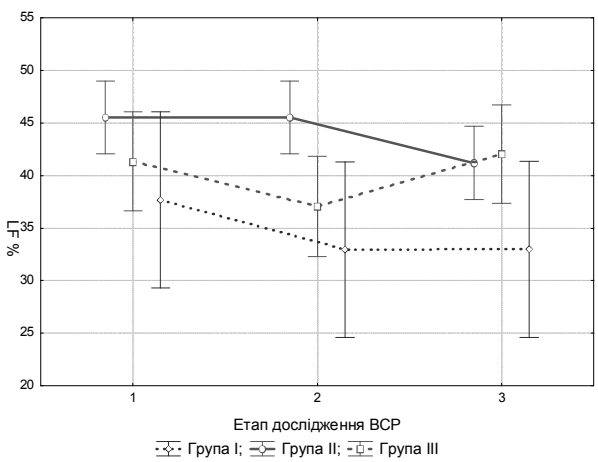
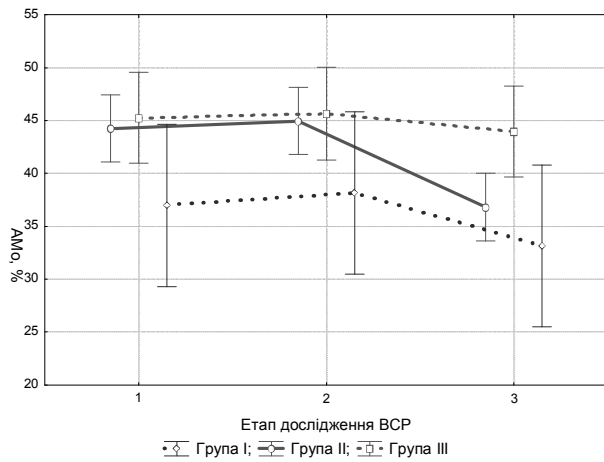
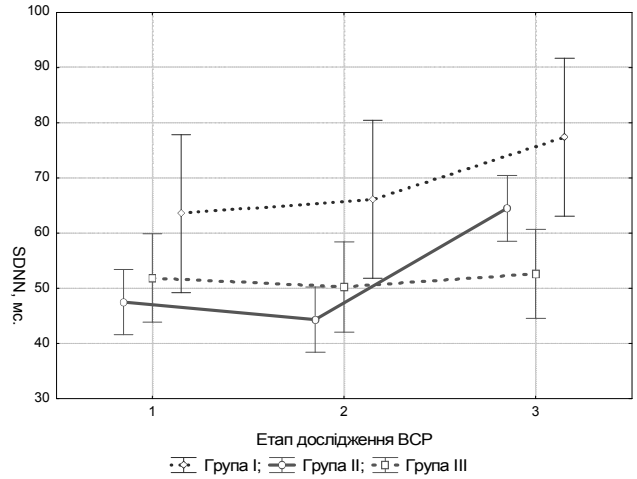
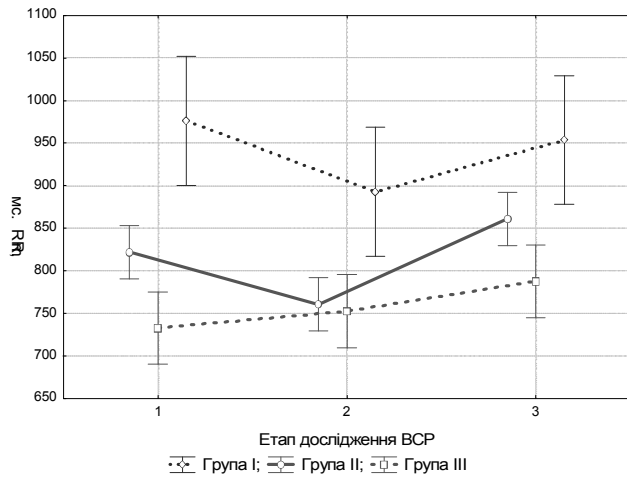
92%),

(

) – .

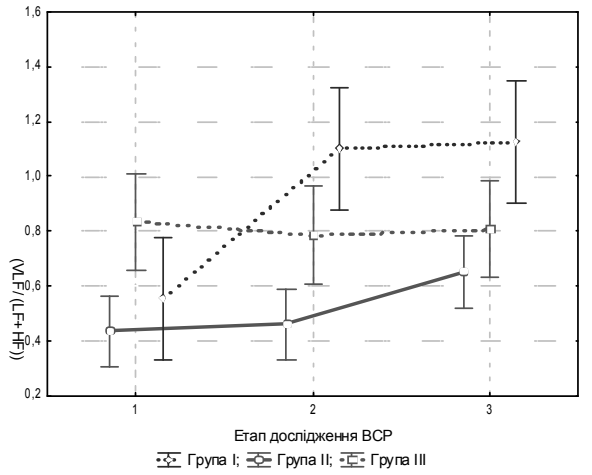
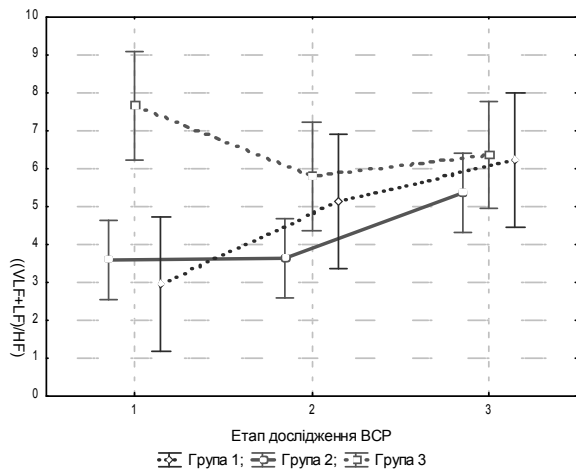
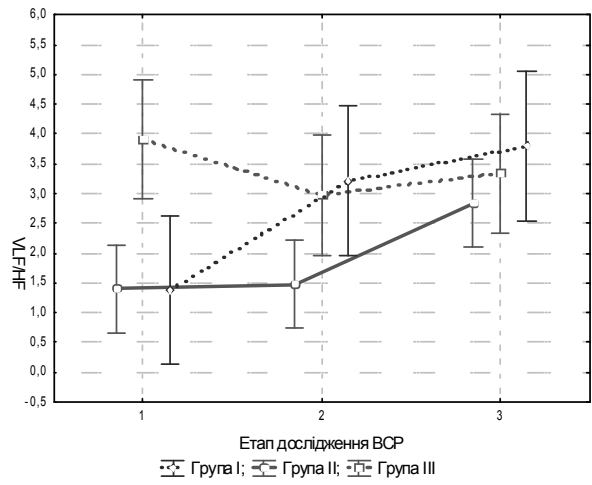
STATISTICA 8.0.

mRR (.1),



.1.

()	mRR	(.2).	-
2,2%	(<0,05)	VLF HF	(17,1%,
		20,0%, <0,05; 10,7%, 6,7%, <0,001; 63,7%,	8,9%, <0,001, <0,01
2-	(-	(8,0%, <0,001
12,3%, <0,001),		4,3%, <0,01	VLF HF).
			LF
(12,2%, <0,001).			(4,6%,
mRR	mRR	(-
)	-
			VLF,
			(
		HF LF	
	SDNN	43,1%, 2,3%, 4,0%	
		<0,001, <0,05; <0,001).	LF/HF
<0,001).		(13,5%,	(2).
SDNN			
		LF/HF	-
<0,05).		(2,3%,	
		-	
		(4,2%, <0,001).	
			(2).
		3,8%	
(<0,001).		(VLF/HF)	()
			VLF/HF
			VLF/HF
-1,5%,	(<0,05),	(<0,001).	19,1%
(3,1%, <0,01).		(<0,01),	
		- 3,8%.	
		(4,2%, <0,001).	
()			(
			- <0,05).



.2.

((VLF+LF)/HF)

((VLF+LF)/

VLF/(LF+HF)

HF

VLF/(LF+HF)

18,8%

(<0,001).

- 3,2%.

(<0,05),

(5,2%, <0,001).

<0,05).

(8,7%, <0,001).

19,6%

(<0,001).

(3,0%,

(

<0,05).

-

(

3%).

- <0,01,

()

[18].

[14],

« »

1.

2.

1. ... / ... // ... -1999.- . 85. - N 7. - C. 893-908.
2. ... -1995.- .1-6.
3. ... / ... , 2005. ... // ... -2009.- 1.- .47-55.
4. ... / ... , ... // ... - Washington, DC: Taylor & Francis, 2000. - P. 3-28.
5. ... / ... // ... - V. 75. - 10. - P. 889-897.
6. ... / ... , ... // ... -2000.-V.83, 4.- .355-366.
7. ... / ... // ... -2002.- 192 .
8. ... / ... , 2007. - 336 . - ISBN 966-8324-40-X.
9. ... / ... // ... - . 1. - . 1988. - . 300-357.
10. ... / ... , 1985. - 328 .
11. ... / ... [...] // ... - 2009.- . 18, 2.- .51-58.
12. ...
13. Dewe P. J. Measures of coping with stress at work: A review and critique / P. Dewe, M. Leiter, T. Cox (Eds.) / Coping, health and organizations. - Washington, DC: Taylor & Francis, 2000. - P. 3-28.
14. Dussault C. EEG and ECG changes during selected flight sequences/ . Dussault, J.C. Jouanin, C.Y. Guezennec // Aviat. Space Environ Med. - 2004. - V. 75. - 10. - P. 889-897.
15. Dynamic process of information transmission complexity in human brains/ F. Chen, J. Xu, F. Gu [et al.] // Gov't Biol. Cybern. - 2000.-V.83, 4.- .355-366.
16. Maltz M. New alternative methods of analyzing human behavior in cued target acquisition. / M. Maltz, D. Shinar // Hum Factors. -2003.-V. 45, 2. - . 281-295.
17. Matthews G. Arousal and Vigilance: The Role of Task Demands / G. Matthews, D. Davies // In: R.R. Hoffman, M.F. Sherrick and J.S. Warm (Eds.), Viewing Psychology as a Whole. The Integrative Science of William N. Dember. -Washington: APA.-1998.- . 113-144.
18. Roscoe A.H. Heart rate as a psychophysiological measure for in-flight workload assessment / . . Roscoe // Ergonomics. - 1993. - V. 36. - 9. - P. 1055-1062.
19. Samsonovich A.V. Fundamental principles and mechanisms of the conscious self. / A.V. Samsonovich, Nadel L. // Cortex.- 2005- V.41, 5.- . 669-689.
20. Task Force of the European, of Cardiology and the North American Society of Pacing and Electrophysiology. Heart Rate Variability. Standards of Measurements, Physiological Interpretation, and Clinical Use // Circulation.- 1996. - Vol.93. - P. 1043-1065.